



**UTHM**  
Universiti Tun Hussein Onn Malaysia

# **SYNERGY, SHARING & CAPABILITY TOWARD ACCELERATION USU TOWARD QS**

**PROF DR YUSRI YUSOF**  
**UTHM**



## University ranking

- Webometric
- Qsranking (AWUR/qsura, wur, star rating, subject)
- thes

## Topics covered

- Malaysian universities' performances
  - Wur
  - Awur
- Moving forward: uthm



# webometric

- 4 aspect (presence rank; impact rank; openness rank; excellence rank)
- Web based (English)



**UTHM**  
Universiti Tun Hussein Onn Malaysia

# UNIVERSITI TUN HUSSEIN ONN MALAYSIA (UTHM)

## WEBOMETRICS, QS RANKING

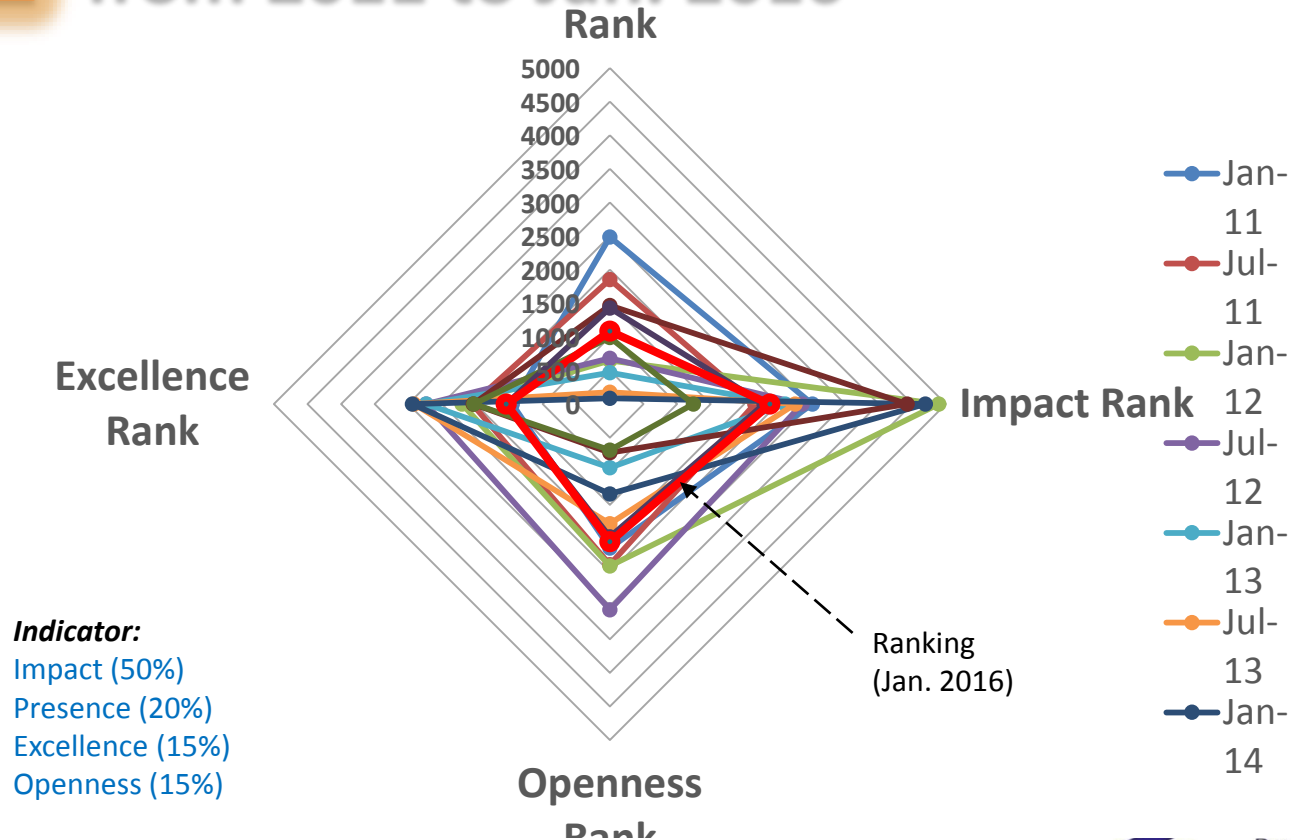


# UTHM Webometrics

## Ranking

from 2011 to Jan. 2016

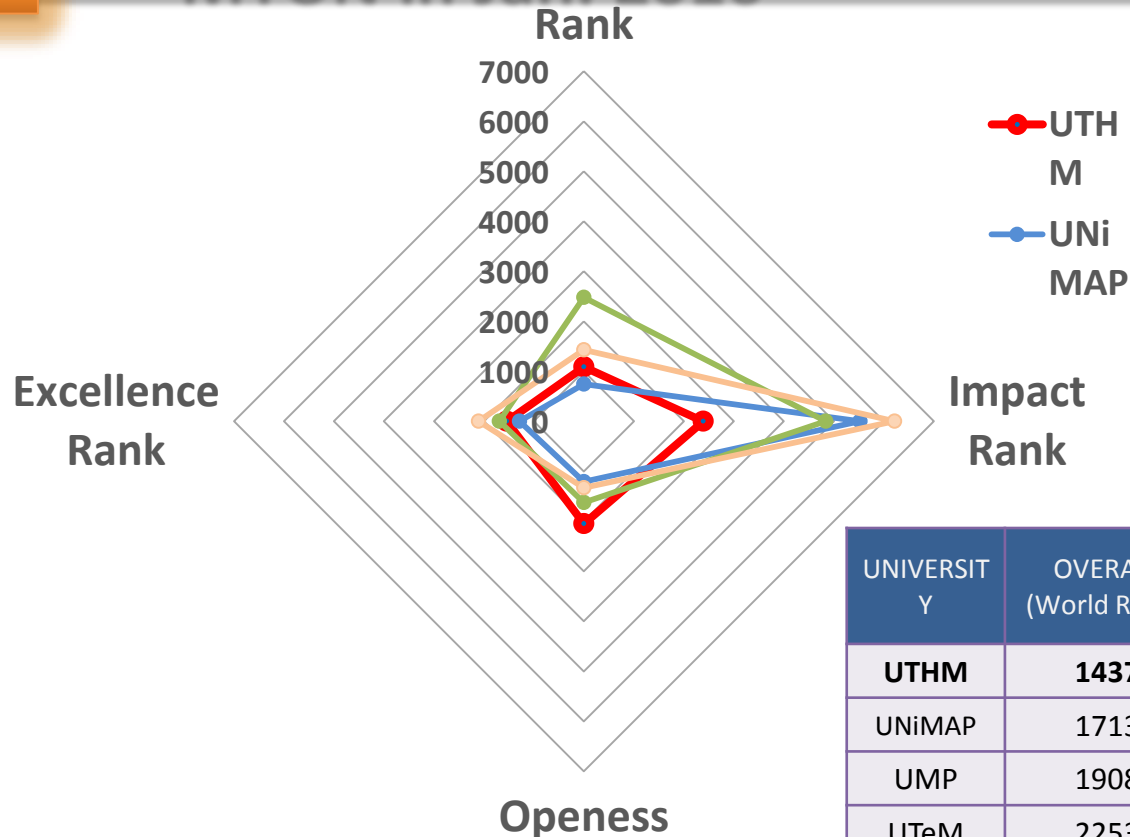
6





# Webometrics Ranking – Comparative Analysis of MTUN in Jan. 2016

7



UNIVERSIT Y	OVERALL (World Rank )	OVERALL (Malaysia Rank)
<b>UTHM</b>	<b>1437</b>	<b>9</b>
UNiMAP	1713	12
UMP	1908	15
UTeM	2253	19



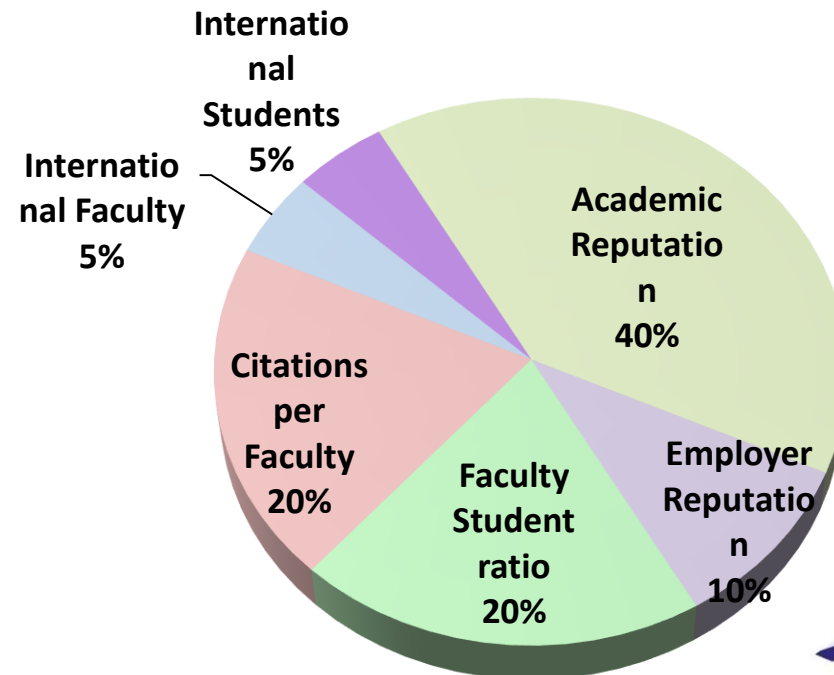


CRITERIA	QS –AUR		QS – WUR		SOURCES
	INDICATOR	WEIGHT	INDICATOR	WEIGHT	
RESEARCH QUALITY	Asian Academic Peer Review	30%	Global Academic Peer Review	40%	Global Survey
	Papers per Faculty	15%		-	Sciverse Scopus
	Citations per Papers	15%	Citations per Faculty	20%	Sciverse Scopus
TEACHING QUALITY	Faculty Student Ratio	20%	Faculty Student Ratio	20%	QS Database
GRADUATE EMPLOYABILITY	Asian Employer Review	10%	Asian Employer Review	10%	Global Survey
INTERNATIONALISATION	International Faculty	2.5%	International Faculty	5%	QS Database
	International Students	2.5%	International Students	5%	QS Database
	Inbound Exchange Students	2.5%		-	QS Database
	Outbound Exchange Students	2.5%		-	QS Database



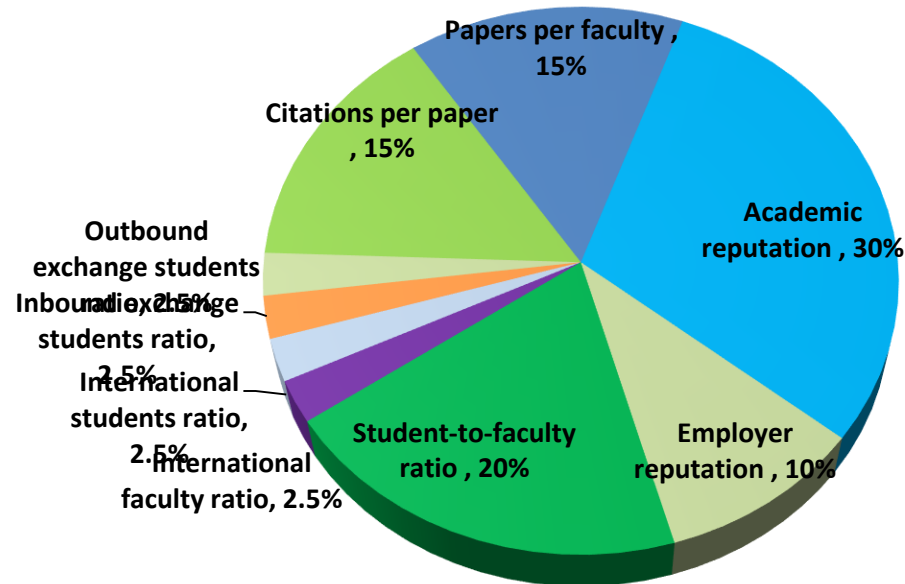
## The Criteria and Weighting of QS World University Rankings (QS WUR)

QS Criteria	Percentage weightings
Academic Reputation	40.00%
Employer Reputation	10.00%
Faculty Student ratio	20.00%
Citations per Faculty	20.00%
International Faculty	5.00%
International Students	5.00%





## QS Asian University Rankings (QS-AUR) - Criteria and Weighting



## QS Asian University Rankings System

Criteria	Percentage weightings
Academic reputation	30%
Employer reputation	10%
Student-to-faculty ratio	20%
Citations per paper	15%
Papers per faculty	15%
International faculty ratio	2.5%
International students ratio	2.5%
Inbound exchange students ratio	2.5%
Outbound exchange students ratio	2.5%

## DATA – UTHM (2016)

Staff	
No. of Academic Staff	1031
No. of Academic Staff with PhD	512
No. of International Academic Staff	23
No. of Visiting International Staff	10

Students	
Total enrollment of students	16220
Undergraduate students	11,936
International students	479
Graduate/Postgraduates international students	388
Graduates Employability	89%
Graduates Employability (excluding those opting to pursue further study)	73%

	Tuition Fees (USD)/semester	
Undergraduates	433	1462
Graduate/Postgraduates	688	1556

Data provided by Registrar Office, PPA, PTM, CARE, Bursary Office (date: 02/08/2016)

Dengan Hikmah Kita Meneroka  
[www.uthm.edu.my](http://www.uthm.edu.my)



# Moving forward

Webometric ranking – Spain, presence rank; impact rank; openness rank; excellence rank

Awur

wur



## Webometric

- Understand to score (presence rank; impact rank; openness rank; excellence rank)
- Date of submission (January and July)
- Steps and enforcement (no work in English, content, url naming, natural language)

## AWUR & WUR

### AWUR

- Data - cumulative / immediate impact
- Date of submission
- Support service (website/registrar/ bursar)
- Team effort (CITATIONS)

### WUR

- Data - cumulative / immediate impact
- Date of submission
- Support service (website/registrar/ bursar)
- Team effort (CITATIONS – STAFFS OR FCLTY MEMBERS)



## Awur & wur

### wur

- Academic reputation (supervisor, friends of industries, alumni)(survey??)
- Employer reputation (JIM)
- Student ratio (AA; registrar; hepa)
- Ge (hepA; JIM)

### awur

- Academic reputation (supervisor, friends of industries, alumni)
- Employer reputation (JIM)
- Student ratio (AA; registrar; hepa)
- Ge (hepA; JIM), INBOUND N OUTBOUND (HEPA)



## QS OPERATIONAL DEFINITION

## ACADEMIC REPUTATION

The Academic Reputation Index is the centrepiece of the QS University Rankings. It is an approach to international university evaluation that QS pioneered in 2004 and is the component that attracts the greatest interest and scrutiny. In concert with the Employer Reputation Index it is the aspect which sets this ranking most clearly apart from any other.

The result are based on the responses to a survey distributed worldwide both to previous respondents and subscribers to two key database: The World Scientific ([www.worldscientific.com](http://www.worldscientific.com)) from 180,000 email addresses are drawn and the International Book Information Service (IBIS) a service from Mardev ([www.mardev.com](http://www.mardev.com))

*\* Respondents are not permitted to select their own institution.*

## EMPLOYER REPUTATION

The Employer Review is the key in evaluating institutions from the perspective of Graduate Employability, one of the originally intended four focuses, theme or pillar of the research.

In domestic ranking projects around the world a variety of indicators have been used such as percentage of graduates employed or graduate salaries, but these are subject to significant local influence. At a trans-national level they can become more a measure of economic strength, cultural trends or political effectiveness.

The Employer Review operates in a very similar fashion to the Academic Peer Review in that it is based on online survey.

Respondents are again sourced through three key channels.

Firstly, QS has an extensive corporate database; secondly, the powerful network of partners with which QS cooperates on its events around the world include a range of job sites and media focused on the private sector, and finally, participating institutions are invited to submit a list of contracts from companies with whom they work.

Most effectively this would be principally comprised of employers that are known to have received graduates from the given institution. Both domestic and international employers can be included, multiple contracts from the same organization can be included, public and private sector employers can be included.

## FACULTY STAFF

**Total number of academic faculty staff who are responsible for planning, directing and undertaking teaching only, research only or both teaching and research.**

- Include: vice-chancellors, deputy vice-chancellors, principals, professors, heads of school, associate professors, assistant professors, principal lecturers, tutors or postdoctoral researchers who contribute to teaching or research or both at the institution for a minimum period of at least three months.
- Exclude: research assistants , PhD students who contribute to teaching, hospital residents and exchange scholars or visiting faculty staff who are members of an external institution and who spend less than three months at the university.

## INTERNATIONAL FACULTY STAFF

**Number of academic faculty staff who contribute to teaching or research or both for a minimum period of at least three months and who are of foreign nationality.**

- The term 'international' is hereby determined by citizenship. For EU countries, this includes all foreign nationals, even if from another EU state. In Hong Kong, this includes professors from Mainland China.
- Inclusion and exclusion mirrors those for academic faculty staff.
- It is important to note that visiting international faculty staff who are of foreign origin but members of an external institution and who spend less than three months at the university should NOT be counted under this category.
- In case of dual citizenship, the 'deciding' criteria should be 'citizenship obtained through birth', basically first passport obtained.



## **VISITING INTERNATIONAL FACULTY STAFF (INBOUND)**

Number of academic faculty staff contributing to teaching or research at your university in the last **annual reporting period** who are visiting from an **international** institution for a minimum period of at least 3 months.

## **VISITING INTERNATIONAL FACULTY STAFF (OUTBOUND)**

Number of academic faculty staff employed by your institution contributing to teaching or research at an **international** institution in the **annual reporting period** for a minimum period of at least 3 months.



## CITATIONS PER FACULTY

### Citations count for the last five years

- There are three major sources of publication and citation data worldwide, these are the Web of Science from Thomson Reuters; Scopus from Elsevier and Google Scholar. In the first three years of the QS World University Rankings™, results from the Essential Science Indicators (ESI), a subset of the Web of Science were used. In 2007, the switch was made to Scopus for a number of reasons, but principally due to broader journal coverage leading to results for a larger number of institutions.
- A key development in 2011 has been the exclusion of self-citations.

### Full Time Equivalent (FTE) faculty

- Faculty numbers used are totals... whilst it would be ideal to separate the notions of teaching and research and use the former for calculating the Student Faculty Ratio and the latter for this indicator, it has not been possible to do so as data to that degree of distinction has so far proved unavailable for many countries in the study. The definition of exactly what data we request has evolved gradually over the years to minimize ambiguity

## CITATIONS PER PAPER (AUR)

- Citations per Paper focuses on the performance of the papers an institution produces that are actually indexed in Scopus – ignoring efforts undertaken resulting in publication in local language journals that may not be covered by Scopus. A publication threshold of 100 papers is applied to eliminate anomalous low numbers of papers from overly benefiting small institutions. (OD Lama)
- Using data from the [Scopus](#) database of research publications and citations, this indicator assesses the number of citations per research paper published, for each university. The aim is to give an idea of the impact each institution's research is having within the research community. (OD Baru)

## UNDERGRADUATE STUDENTS

Number of students pursuing a Bachelor's level or equivalent degree. This excludes certificates/diplomas and associate's degrees.

## POSTGRADUATE STUDENTS

Students pursuing a higher-level degree (Master and Doctorate), including both taught and research postgraduates (e.g. PhD students)

- For clarity, *graduate* and *postgraduate* are synonyms to embrace all students pursuing Masters, Doctoral or similar degrees such as 'Specialist', mainly referring to Eastern European and Central Asian countries. The term *graduate* is more broadly used in US institutions and *postgraduate* in British and European institutions.

## INTERNATIONAL UNDERGRADUATE STUDENTS

**Number of undergraduate students who are foreign nationals and who spend at least three months at the university. The term 'international' is hereby determined by citizenship.**

- For EU countries, this includes all foreign nationals, even nationals of other EU states. In Hong Kong, this includes students from Mainland China. In case of dual citizenship, the 'deciding' criteria should be 'citizenship obtained through birth', basically first passport obtained.
- All exchange students are excluded.
- As for summer school and/or language students, if they take up a particular (language) course that is outlined as 'undergraduate degree program' and the student can earn credits towards their final degree they should be included under 'international undergraduate students'.
- Summer school and/or language students who take part in a course not contributing to a degree qualification should be counted under 'Total International Students'.
- Foreign dual degree students can be included under 'international undergraduate students' if they fulfil above criteria, spend at least three months at the university, earn credits towards their final degree and have the university's name written on their diploma.

## INTERNATIONAL POSTGRADUATE STUDENTS

**Number of graduate / postgraduate students who are foreign nationals and who spend at least three months at the university. The term ‘international’ is hereby determined by citizenship.**

- For EU countries, this includes all foreign nationals, even nationals of other EU states. In Hong Kong, this includes students from Mainland China.  
In case of dual citizenship, the ‘deciding’ criteria should be ‘citizenship obtained through birth’, basically first passport obtained.
- All exchange students are excluded.
- As for summer school and/or language students, if they take up a particular (language) course that is outlined as ‘postgraduate degree program’ and the student can earn credits towards their final degree, they should be included under ‘international postgraduate students’.
- Summer school and/or language students who take part in a course not contributing to a degree qualification should be counted under ‘Total International Students’.
- Foreign dual degree students can be included under ‘international postgraduate students’ if they fulfil above criteria, spend at least three months at the university, earn credits towards their final degree and have the university’s name written on their diploma.

## INBOUND EXCHANGE STUDENTS

Number of students attending your university on international exchange programs for at least 1 semester during the annual reporting period.

## OUTBOUND EXCHANGE STUDENTS

Number of students registered at your institution who have attended another institution on an exchange program for at least 1 semester during the last annual reporting period.

## QS Star Rating 2017

- *QS Stars Critical Data Input Form 2016 – latest version*
- *Progress perancangan kerja setiap kumpulan Task Force QS*





- ***Prolific Academic Experts***

**Some notes on Prolific Academic Experts:**

1. The experts receiving the award should be working at the university in the past year (or under review period of auditing exercise)
2. The award needs to be given for academic achievements. Therefore if the professor won a prize for book writing, we can accept it if writing/literature is his area of expertise at the university
3. The award needs to be for a lifetime work/career and not for a single paper/work/competition. Lifetime contribution in the field of any academic subject can be accepted.
4. The award should be open to recipients from more than one country. If in requirements of the award, you find that research needs to be done in only the domestic country, we cannot accept this as it will limit the scope.
5. The award needs to have been running for at least 5 years.

- ***Prolific Academic Experts (cont.)***

See some examples of the awards that **were rejected by QS** :

1. Award received when the professor was a student
2. Grants
3. Scholarships
4. Chairs
5. Best paper award or similar
6. Conference prize
7. Appointment of honorary professor
8. Highly cited awards
9. Expert panels
10. Visiting professors
11. Exhibitions
12. National prizes
13. Competition winner

## Perbandingan *Input Data*

Criteria	Indicator (QS Stars Critical Data Input Form 2016 )	Indicator (QS Stars Critical Data Input Form 2014 )
	Turnover – need to provide financial statements for last reporting period	
Teaching	(i) Academy Faculty Staff – Total (FTE) (ii) Students FTE - Total (iii) Undergrads FTE – Total (iv) Postgrads FTE – Total (v) Overall Students Satisfaction (vi) Students Satisfaction with Teaching (vii) Student Satisfaction Survey - Number of respondents (viii) Completion (ix) Faculty with PhD (x) Further Study	(i) Overall Students Satisfaction (ii) Students Satisfaction with Teaching (iii) Student Satisfaction Survey - Number of respondents (iv) Completion (v) Faculty with PhD (vi) Further Study

## Perbandingan *Input Data*

Criteria	Indicator (QS Stars Critical Data Input Form 2016 )	Indicator (QS Stars Critical Data Input Form 2014 )
<b>Employability</b>	(i) Employer Reputation – QS Global Employer Survey (ii) <b>Campus employer presence</b> (iii) Graduate Employment Rate (iv) <b>Career Service Support - Number of Career Advisor</b> (v) Career Service Support - Number of Career Department Staff	(i) Employer Reputation – QS Global Employer Survey (ii) Graduate Employment Rate (iii) Career Service Support - Number of Career Department Staff
<b>Research</b>	(i) Academic Survey – QS Global Academic Survey (ii) Citations per Paper – Data extracted from Scopus (iii) Papers per Faculty - Data extracted from Scopus (iv) <b>Arts related academic outputs</b> (v) Prolific Academic Experts	(i) Academic Survey – QS Global Academic Survey (ii) Citations per Paper – Data extracted from Scopus (iii) Papers per Faculty - Data extracted from Scopus (iv) Prolific Academic Experts

## Perbandingan *Input Data*

Criteria	Indicator (QS Stars Critical Data Input Form 2016 )	Indicator (QS Stars Critical Data Input Form 2014 )
Internationalization	(i) Joint Degree Programs (ii) Academic Faculty Staff – International (iii) Students – International (iv) Inbound Exchange Students (v) Outbound Exchange Students (vi) International Student Support - religious facilities on campus – no. of available on-campus for any major global religious group (vii) International Student Support - religious facilities on campus – no. of multi-faith prayer rooms (viii) International Diversity	(i) Institutional Research Collaborations (ii) Academic Faculty Staff – International (iii) Students – International (iv) Inbound Exchange Students (v) Outbound Exchange Students (vi) International Student Support - religious facilities on campus – no. of multi-faith prayer rooms (vii) International Diversity

## Perbandingan *Input Data*

Criteria	Indicator (QS Stars Critical Data Input Form 2016 )	Indicator (QS Stars Critical Data Input Form 2014 )
<b>Facilities</b>	<ul style="list-style-type: none"> <li>(i) First year undergraduate students</li> <li>(ii) Sporting Facilities - on campus or access to: No. of swimming pools</li> <li>(iii) Sporting Facilities - on campus or access to: No. of fitness gym</li> <li>(iv) Sporting Facilities - on campus or access to: No. of Indoor Sports Courts</li> <li>(v) Sporting Facilities - on campus or access to: No. of Outdoor Sports Courts</li> <li>(vi) Sporting Facilities - on campus or access to: No. of Outdoor Sports Pitches</li> <li>(vii) Sporting Facilities - on campus or access to: No. of Athletics tracks</li> <li>(viii) Sporting Facilities - on campus or access to: No. of stadium</li> <li>(ix) Sport Coaches</li> <li>(x) Rooms in student residences</li> <li>(xi) Computers on campus</li> <li>(xii) Student Accommodation Rooms with Internet access</li> </ul>	<ul style="list-style-type: none"> <li>(i) Sporting Facilities - on campus or access to: No. of swimming pools</li> <li>(ii) Sporting Facilities - on campus or access to: No. of fitness gym</li> <li>(iii) Sport Coaches</li> <li>(iv) Computer on Campus</li> <li>(v) Student Accommodation Rooms with Internet access</li> <li>(vi) Investment in Library per student</li> <li>(vii) New Library Catalogue Entries</li> <li>(viii) Medical centre for students - medical doctor</li> <li>(ix) Medical centre for students – qualified nurse</li> <li>(x) Student societies</li> </ul>





## Perbandingan *Input Data*

Criteria	Indicator (QS Stars Critical Data Input Form 2016 )	Indicator (QS Stars Critical Data Input Form 2014 )
Facilities (cont.)	(xiii) Campus area with WIFI access (xiv) Investment in Library (xv) New Library Catalogue Entries (xvi) Dedicated sports Medical Staff (xvii) Medical centre for students – facility (xviii) Medical centre for students - medical doctor (xix) Medical centre for students - qualified nurse (xx) Student societies	



## Perbandingan *Input Data*

<i>Criteria</i>	<i>Indicator (QS Stars Critical Data Input Form 2016 )</i>	<i>Indicator (QS Stars Critical Data Input Form 2014 )</i>
<b>Accreditation</b>	(i) Broad faculty area rankings – Data extracted from QS Faculty Ranking (ii) Narrow faculty rankings – Data extracted from QS Subject Ranking (iii) Accreditations – International (iv) Accreditations - National	(i) Broad faculty area rankings – Data extracted from QS Faculty Ranking (ii) Narrow faculty rankings – Data extracted from QS Subject Ranking (iii) Accreditations – International (iv) Accreditations - National
<b>Innovation</b>	(i) Patents - national (ii) Patents - international (iii) Industrial Research Projects – Data extracted from Scopus (iv) Spin off companies	(i) Patents - national (ii) Patents - international (iii) Industrial Research Projects – Data extracted from Scopus (iv) Spin off companies

ah Kita Meneroka  
uthm.edu.my

- WHY RANKING? – QUALITY EDUCATION, STAFFS, FACILITIES
- ATTRACT MORE GRANTS, COLOBORATIONS,
- INCOME GENERATION – INTERNATIONAL SUTDENT NUMBERS
- Most of all; one day.... proudly and standing tall to say..... “we are from uthm...a top university In the world”



# Universiti Tun Hussein Onn Malaysia

The QS Intelligence Unit has, through rigorous and independent data collection and analysis of performance metrics as set out in the QS Stars™ methodology, rated Universiti Tun Hussein Onn Malaysia as a Four Star institution.



The QS Stars™ rating system is operated by the QS Intelligence Unit, the independent compiler of the QS World University Rankings® since 2004. The system evaluates universities across a wide range of important performance indicators as set against pre-established international standards. By covering a broader range of criteria than any world ranking exercise, QS Stars™ shines a light on both the excellence and the diversity of the rated institution.

CATEGORY	STAR RATING
Teaching	★★★★★
Employability	★★★★★
Research	★★★★
Internationalization	★★★★
Facilities	★★★★★
Social Responsibility	★★★★★
Inclusiveness	★★★★★
Program Strength: Civil Engineering	★★★★
Overall	★★★★



Ben Sowter - Head of QS Intelligence Unit